

Biotinylated Human FGFR2 beta (IIIb) Protein

Cat. No. FGR-HM4BBB

Description

Source	Recombinant Biotinylated Human FGFR2 beta (IIIb) Protein is expressed from HEK293 with His tag and Avi tag at the C-Terminus. It contains Arg152-Glu378.
Accession	P21802-3
Molecular Weight	The protein has a predicted MW of 28.3 kDa. Due to glycosylation, the protein migrates to 48-60 kDa based on Tris-Bis PAGE result.
Endotoxin	Less than 1EU per µg by the LAL method.
Purity	> 95% as determined by Tris-Bis PAGE > 95% as determined by HPLC

Formulation and Storage

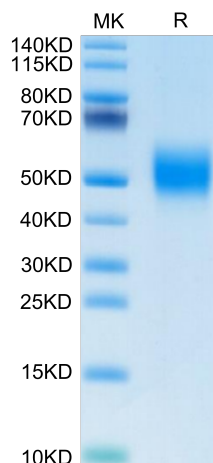
Formulation	Lyophilized from 0.22µm filtered solution in PBS (pH 7.4). Normally 8% trehalose is added as protectant before lyophilization.
Reconstitution	Centrifuge the tube before opening. Reconstituting to a concentration more than 100 µg/ml is recommended. Dissolve the lyophilized protein in distilled water.
Storage	-20 to -80°C for 12 months as supplied from date of receipt. -20 to -80°C for 3-6 months in unopened state after reconstitution. 2-8°C for 2-7 days after reconstitution. Recommend to aliquot the protein into smaller quantities for optimal storage. Please minimize freeze-thaw cycles.

Background

Four distinct genes encoding closely related FGF receptors, FGF R1 - 4, are known. All four genes for FGF Rs encode proteins with an N-terminal signal peptide, three immunoglobulin (Ig)-like domains, an acid-box region containing a run of acidic residues between the IgI and IgII domains, a transmembrane domain and the split tyrosine-kinase domain. Multiple forms of FGF R1 - 3 are generated by alternative splicing of the mRNAs. A frequent splicing event involving FGF R1 and 2 results in receptors containing all three Ig domains, referred to as the alpha isoform, or only IgII and IgIII, referred to as the beta isoform.

Assay Data

Tris-Bis PAGE



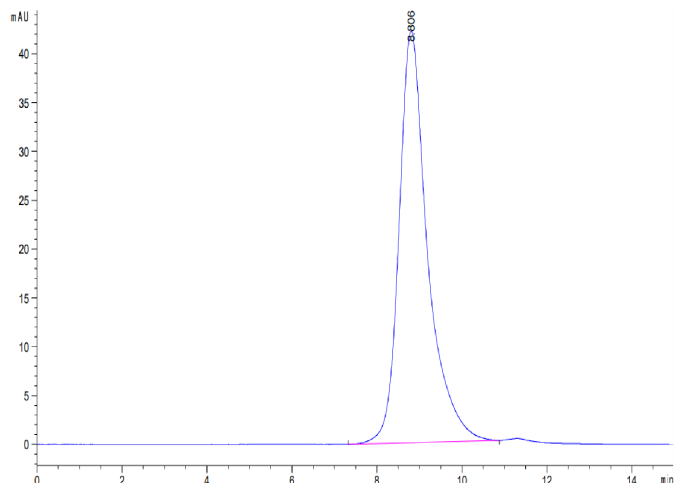
Biotinylated Human FGFR2 beta (IIIb) on Tris-Bis PAGE under reduced condition. The purity is greater than 95%.

SEC-HPLC

Biotinylated Human FGFR2 beta (IIIb) Protein

Cat. No. FGR-HM4BBB

Assay Data

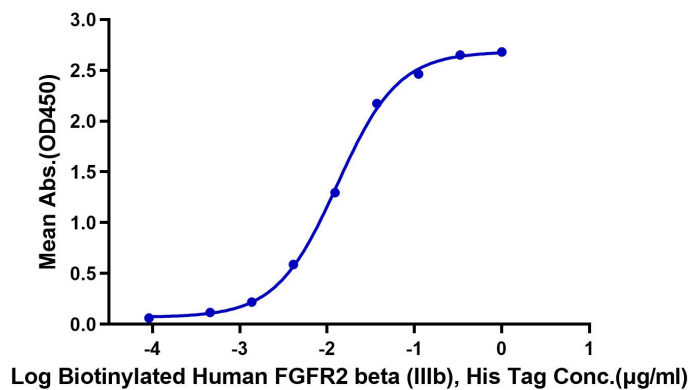


The purity of Biotinylated Human FGFR2 beta (IIIb) is greater than 95% as determined by SEC-HPLC.

ELISA Data

Biotinylated Human FGFR2 beta (IIIb), His Tag ELISA

0.1 μ g Anti-FGFR2 IIIb Antibody, hFc Tag Per Well



Immobilized Anti-FGFR2 IIIb Antibody, hFc Tag at 1 μ g/ml (100 μ l/well) on the plate. Dose response curve for Biotinylated Human FGFR2 beta (IIIb), His Tag with the EC50 of 13.1 ng/ml determined by ELISA.